

# Connecting Health o meter® Professional Scales to Welch Allyn Devices

The diagram illustrates the connection between Health o meter Professional Scales and Welch Allyn devices. On the left, several scale models are shown:

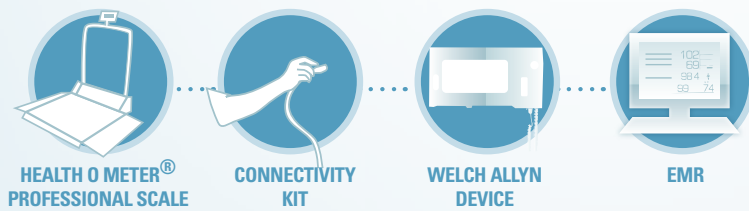
- Wheelchair Scale
- Foldable Ramp Wheelchair Scale
- Handrail Bariatric Scale
- Antimicrobial Handrail Bariatric Scale
- Heavy Duty Eye Level Digital Scale
- Heavy Duty Waist Level Digital Scale
- Digital Eye Level Beam Scale
- Digital Floor Scale
- Digital Baby Scale

In the center, the **Connectivity Kit** is shown with icons for Bluetooth and USB. On the right, the following Welch Allyn devices are listed:

- Connex® Spot Monitor
- Connex® Vital Signs Monitor 6000 Series
- Connex® Integrated Wall System
- Spot Vital Signs® LXi Device

The background image shows a doctor and a patient looking at a computer monitor displaying "ELECTRONIC MEDICAL RECORDS".

Easily Connect Your Welch Allyn Device to a Health o meter® Professional Scale







## Welch Allyn Connectivity to Health o meter® Professional Scales

The following table outlines the specific Health o meter® Professional Scales that have been approved for use with both the Connex® VSM 6000 Series (including the Connex IWS), Connex Spot Monitor, and the Spot Vital Signs LXi Device. Health o meter® Professional Scales are sold through major medical supply distributors in the U.S. and Canada.

Model Number	Scale Description	Connection Type	Scale Family
498KL	<b>Remote Display Digital Scale</b>	USB/Bluetooth®	Stand-on
499KL	<b>Waist High Digital Beam Scale</b>	USB/Bluetooth®	Stand-on
500KL	<b>Eye Level Digital Beam Scale</b>	USB/Bluetooth®	Stand-on
522KL	<b>Pediatric Digital Tray Scale</b>	USB/Bluetooth®	Pediatric
524KL	<b>Pediatric Digital Seat Scale</b>	USB/Bluetooth®	Pediatric
553KL	<b>Pediatric Digital Tray Scale</b>	USB/Bluetooth®	Pediatric
597KL	<b>Heavy Duty Eye Level Digital Scale</b>	USB/Bluetooth®	Stand-on
599KL	<b>Heavy Duty Waist Level Digital Scale</b>	USB/Bluetooth®	Stand-on
600KL	<b>Heavy Duty Eye Level Digital Scale with Digital Height Rod</b>	USB/Bluetooth®	Stand-on
752KL	<b>Heavy Duty Remote Display Digital Scale</b>	USB/Bluetooth®	Stand-on
753KL	<b>Legal for Trade, Heavy Duty Remote Display Digital Scale</b>	USB/Bluetooth®	Stand-on
1100KL	<b>Digital Platform Scale</b>	USB/Bluetooth®	Stand-on/Bariatric
2000KL	<b>Digital In-Bed/Stretchers Scale</b>	USB/Bluetooth®	Specialty
2101KL	<b>Digital Platform Scale</b>	USB/Bluetooth®	Stand-on/Bariatric
2400KL	<b>Digital Portable Wheelchair Scale</b>	USB/Bluetooth®	Wheelchair
2500KL	<b>Digital Wheelchair Ramp Scale</b>	USB/Bluetooth®	Wheelchair/Bariatric
2595KL	<b>Digital Chair Scale</b>	USB/Bluetooth®	Chair
2600KL	<b>Digital Wheelchair Ramp Scale</b>	USB/Bluetooth®	Wheelchair/Bariatric
2610KL	<b>Digital Wheelchair Dual Ramp Scale</b>	USB/Bluetooth®	Wheelchair/Bariatric
2650KL	<b>Digital Dual Ramp Wheelchair Scale</b>	USB/Bluetooth®	Wheelchair/Bariatric
2700KL	<b>Digital Dual Ramp Wheelchair Scale with Extra Large Platform</b>	USB/Bluetooth®	Wheelchair/Bariatric
3001KL-AM	<b>Digital Platform Antimicrobial Scale</b>	USB/Bluetooth®	Stand-on/Bariatric
4011	<b>ProPlus Handrail Scale</b>	USB/Bluetooth®	ProPlus Stand-on
4021	<b>ProPlus Handrail Scale</b>	USB/Bluetooth®	ProPlus Stand-on
4024	<b>ProPlus Portable Wheelchair Scale</b>	USB/Bluetooth®	ProPlus Wheelchair
4025	<b>ProPlus Wheelchair Scale</b>	USB/Bluetooth®	ProPlus Wheelchair
4026	<b>ProPlus Folding Wheelchair Scale</b>	USB/Bluetooth®	ProPlus Wheelchair
4261	<b>ProPlus Folding Wheelchair Scale</b>	USB/Bluetooth®	ProPlus Wheelchair
4650	<b>ProPlus Platform Scale</b>	USB/Bluetooth®	ProPlus Wheelchair
4700	<b>ProPlus Platform Scale</b>	USB/Bluetooth®	ProPlus Wheelchair

Users have the option of connecting their scales to Welch Allyn devices via USB cables or wirelessly with Health o meter® Professional Scales Bluetooth® Wireless Solution.

## Scale Connectivity Kits for the following Welch Allyn devices:

	Health o meter® Connectivity Kit	License Required
<b>Welch Allyn Connex Spot Monitor</b> 	<b>#C-HOMWA-1 Connectivity Kit</b> Connex (USB) Connectivity Adapter; includes 1 ft (0.3 m) USB Cable (connects scale to adapter), 6.6 ft (2 m) USB Cable (connects adapter to device) and user instructions	<b>No</b>
<b>Welch Allyn Connex Vital Signs Monitor</b> 	<b>#C-HOMWA-1 Connectivity Kit</b> Connex (USB) Connectivity Adapter; includes 1 ft (0.3 m) USB Cable (connects scale to adapter), 6.6 ft (2 m) USB Cable (connects adapter to device) and user instructions	<b>Yes</b> License key included with purchase of Connectivity Kit
<b>Welch Allyn Connex Integrated Wall System</b> 	<b>#C-HOMWA-1 Connectivity Kit</b> Connex (USB) Connectivity Adapter; includes 1 ft (0.3 m) USB Cable (connects scale to adapter), 6.6 ft (2 m) USB Cable (connects adapter to device) and user instructions	<b>Yes</b> License key included with purchase of Connectivity Kit
<b>Welch Allyn Spot Vital Signs LXi Device</b> 	<b>#L-HOMWA-1 Connectivity Kit</b> LXi (RS-232) Connectivity Adapter; includes 1 ft (0.3 m) USB cable (connects scale to adapter) and 5 ft (1.5 m) D-Sub cable (connects LXi to adapter) and user instructions	<b>No</b>

### Important Notes Regarding Acquisition and Set Up of Scale Connectivity:

- Health o meter® Professional scales and Connectivity Kits are sold through medical supply distributors in the U.S. and Canada.
- Connex VSMs require software version 1.7 or later to access the scale connectivity feature.
- Connex Spot Monitor devices require software version 1.2 or later to access the scale connectivity feature.
- Connex VSMs and Connex Spot Monitors are not compatible with scales that communicate via RS-232.
- Scale connectivity feature must be activated on Welch Allyn device using the Welch Allyn Service Tool and a license key shipped with the Connectivity Kit.
- There is no charge for the weight scale connectivity license.

### Important Notes Regarding Function of Welch Allyn Devices with Health o meter® Professional Scales:

- **Health o meter® Professional Digital Scales:** Measure weight, allow for manual entry of height (600KL will capture height digitally) and calculate BMI (where height is digitally captured or can be manually entered on the scale—exceptions are pediatric scales).
- **Welch Allyn Connectivity Kits:** Have the ability to transfer values for weight, height and BMI from a Health o meter® Professional Digital Scale to a Welch Allyn Device.
- **Spot Vital Signs LXi Device:** Only accepts and displays weight from scale. The LXi does not accept height from scale; height must be entered manually on the LXi. BMI is calculated but is only displayed on the review screen, not on the main screen. Note: Spot LXi accepts only weights > 5 kg (11.02 lbs).
- **Connex Vital Signs Monitor devices and Connex Integrated Wall Systems, as well as Connex Spot Monitor devices with 1.2 software:** Accept and display weight, height and BMI when transmitted from the scale (the Connex monitor does not calculate BMI). The monitors also allow for manual entry of weight, height and/or BMI.

### Important Note Regarding EHR Connectivity:

EHR connectivity requires existing Welch Allyn device interface built by the specific EHR vendor for customer's specific EHR product and release. This interface must include each specific category (height, weight and BMI) for that information to transfer. Contact your connected device manager to research customer-specific scenarios.

For additional questions regarding Health o meter® Professional Scales and associated Connectivity Kits in the U.S. and Canada, please contact:

**Pelstar LLC / Health o meter® Professional Scales**

9500 W. 55th St. McCook, IL 60525

Toll Free: +1 (800) 815-6615 Telephone: +1 (708) 377-0600 Fax: +1 (708) 377-0601

[www.homscales.com](http://www.homscales.com)

**WelchAllyn®**